

KOMATSU

PC290LC-11 **PC290NLC-11**

EU Stage IV Engine

HYDRAULIC EXCAVATOR

PRELIMINARY



PC290

ENGINE POWER

159 kW / 213 HP @ 2.050 rpm

OPERATING WEIGHT

PC290LC-11: 29.950 - 30.950 kg
PC290NLC-11: 29.850 - 30.850 kg

BUCKET CAPACITY

max. 2,02 m³

Walk-Around

INCREASED FUEL EFFICIENCY AND ENVIRONMENTAL PERFORMANCE

Powerful and environmentally friendly

- Low consumption EU Stage IV engine
- Fuel-saving engine and hydraulic technology
- Adjustable Eco-gauge and auto idle stop
- Reduced wastage

First-class operator comfort

- Fully air suspended operator station
- Low noise design
- Low vibration levels
- Improved widescreen hi-res display monitor
- Improved operator convenience



PC290LC/MLG-11

images may display optional equipment or specifications not available in your area.

Total versatility

- Ideal for a wide range of applications
- 6 working modes
- Wide choice of options
- Built-in versatility
- Ultimate operator control

Highest safety standards


- Safe SpaceCab™
ROPS compliant with ISO 12117-2:2008
- Improved rear view camera system
with optional side view camera
- Optimal jobsite safety
- Safe access, easy maintenance
- Falling Object Protection System (FOPS) optional
- Hydraulic auto lock function

Quality you can rely on


- Reliable and efficient
- Rugged design
- Komatsu-quality components
- Extensive dealer support network

KOMTRAX™

- Komatsu Wireless Monitoring System



New, low consumption Komatsu SAA6D107E-3 engine



New heavy-duty after treatment system combines the Komatsu Diesel Particulate Filter (KDPF) and Selective Catalytic Reduction (SCR) to fully comply with EU Stage IV emissions.



Fully air suspended operator station ensures maximum operator comfort.



Improved monitoring system with rear view camera image on the default screen. Eco gauge, eco guidance and fuel consumption gauge help to further reduce consumption.



Complimentary maintenance program for customers



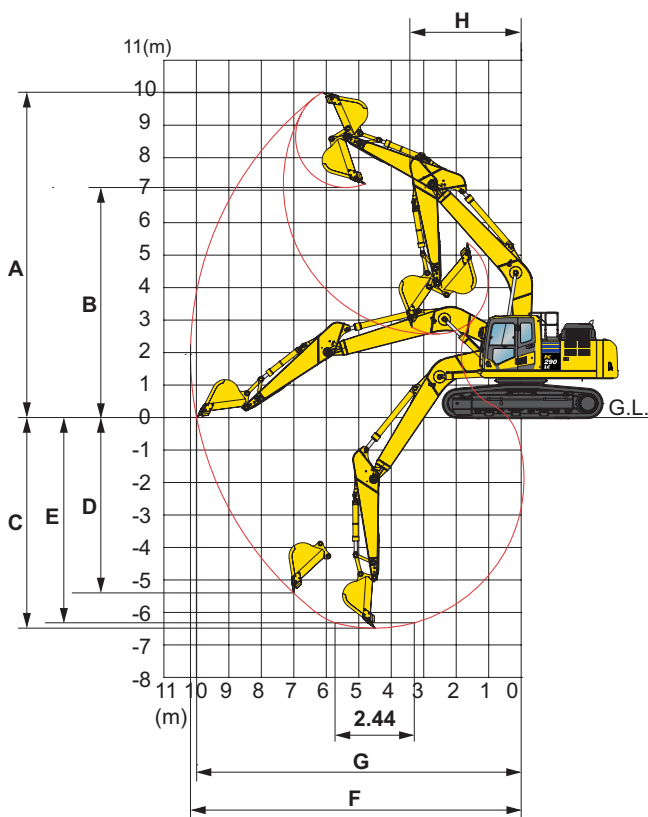
ENGINE

Model Komatsu SAA6D107E-3
 Type Common rail direct injection, water-cooled, emissionised, turbocharged, after-cooled diesel
 Engine power
 at rated engine speed 2.050 rpm
 ISO 14396 159 kW/213 HP
 ISO 9249 (net engine power) 147 kW/196 HP
 No. of cylinders 6
 Bore x stroke 107 x 124 mm
 Displacement 6,69 ltr

HYDRAULIC SYSTEM

Type HydrauMind. Closed-centre system with load sensing and pressure compensation valves
 Additional circuits 2 additional circuits with proportional control can be installed
 Main pump 2 variable displacement piston pumps supplying boom, arm, bucket, swing and travel circuits
 Maximum pump flow 2 x 239,5 ltr/min
 Relief valve settings
 Implement 380 kg/cm²
 Travel 380 kg/cm²
 Swing 295 kg/cm²
 Pilot circuit 33 kg/cm²

WORKING RANGE



UNDERCARRIAGE

Construction X-frame centre section with box section track frames
 Track assembly
 Type Fully sealed
 Shoes (each side) 48
 Tension Combined spring and hydraulic unit
 Rollers
 Track rollers (each side) 8
 Carrier rollers (each side) 2

ENVIRONMENT

Engine emissions Fully complies with EU Stage IV exhaust emission regulations
 Noise levels
 LwA external 104 dB(A) (2000/14/EC Stage II)
 LpA operator ear 70 dB(A) (ISO 6396 dynamic test)
 Vibration levels (EN 12096:1997)*
 Hand/arm ≤ 2,5 m/s² (uncertainty K = 0,37 m/s²)
 Body ≤ 0,5 m/s² (uncertainty K = 0,17 m/s²)
 * for the purpose of risk assessment under directive 2002/44/EC, please refer to ISO/TR 25398:2006.

ARM LENGTH	2,0 m	2,65 m	3,2 m	3,5 m
A Max. digging height	9.780 mm	9.985 mm	10.345 mm	10.355 mm
B Max. dumping height	6.830 mm	7.040 mm	7.370 mm	7.435 mm
C Max. digging depth	5.720 mm	6.360 mm	6.915 mm	7.220 mm
D Max. vertical wall digging depth	3.910 mm	5.365 mm	6.135 mm	5.110 mm
E Max. digging depth of cut for 2,44 m level	5.500 mm	6.175 mm	6.755 mm	7.070 mm
F Max. digging reach	9.570 mm	10.095 mm	10.635 mm	10.890 mm
G Max. digging reach at ground level	9.370 mm	9.905 mm	10.455 mm	10.715 mm
H Min. swing radius	3.620 mm	3.740 mm	3.680 mm	3.740 mm